

Platte Clay Electric Cooperative

3-Phase 480/277V Y Or 280V Delta Underground 200 Amp Service Installation

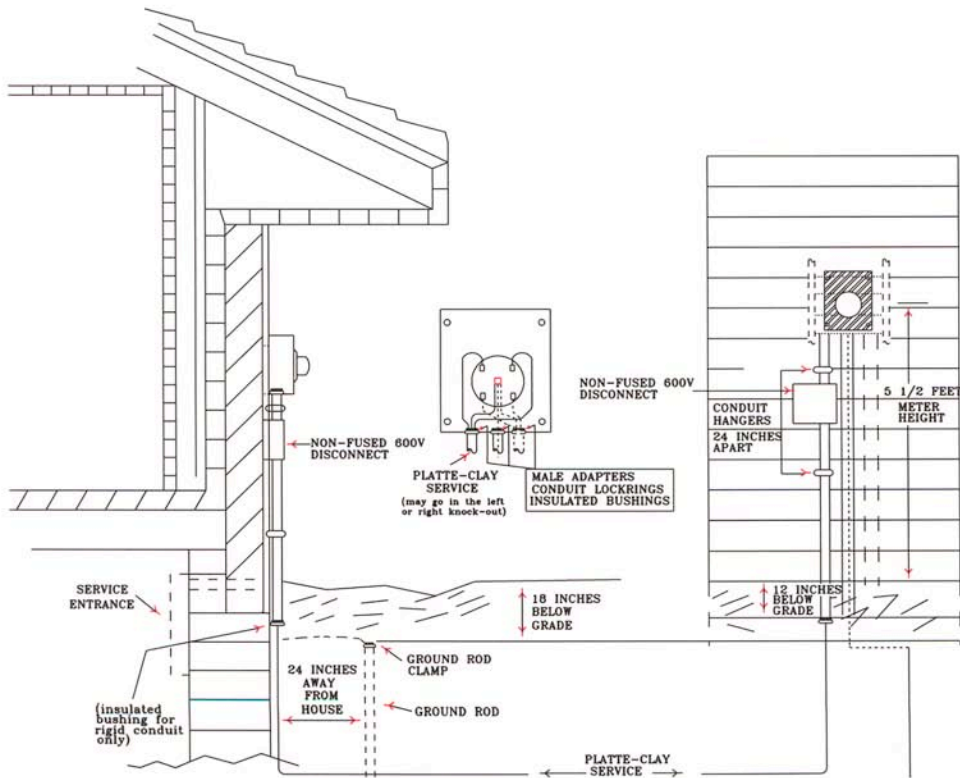
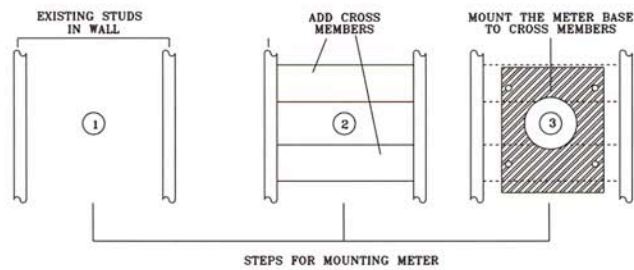
ANY DEVIATION MUST BE PRE-APPROVED BY THE ENGINEERING DEPT.

METER BASE AND MATERIAL MUST BE INSTALLED PRIOR TO FINAL INSPECTION OR CONSTRUCTION MAY BE DELAYED.

1. Platte-Clay Electric encourages members to locate air conditioner compressors, decks and other obstacles away from the meter base.
2. Contact Platte-Clay Electric before pouring any concrete near meter base.
3. Meter base shall be mounted on two cross members, minimum 2"x4", with 1 1/4" lag screws.
4. Member's shall furnish and install one non-fused 600-V, 200 amp outdoor weathertight disconnect on the line side of the meter.
5. Member's service phase and neutral conductors are to be connected to the bottom lugs of meter base. Ground wire shall be connected from the bottom.
6. Member shall provide conduit and hangers for Platte-Clay's service wire. Member shall install conduit and hangers on the right or left side for a 200-amp base.
7. A steel or iron ground rod shall not be less than 5/8" in diameter and not less than 8' in length OR, a nonferrous ground rod shall not be less than 1/2" in diameter and not less than 8' in length. The top of the ground rod shall be a minimum of 18" deep and 24" from the structure. Loosely backfill and mark the ground rod location until meter base inspection.
8. #6 or greater grounding electrode conductor shall be installed in 1/2" PVC conduit, from bottom of meter base extending a minimum of 12" below grade.
9. Materials to be furnished by the member for Platte-Clay service are:
 - a) ground rod (see item 6 above);
 - b) grounding electrode conductor (see item 7 above);
 - c) conduit, insulated bushing, lockrings, male adapters and hangers for grounding electrode conductor, and member's conductors);
 - d) 2" conduit, insulated bushings, lockrings, male adapters and hangers for Platte-Clay's service wire.
 - e) non-fused 600-V outdoor wethertight disconnect (see item 4 above)All material must be installed.
10. **Meter base shall be located on the side of structure closest to the transformer.**
11. Grade of the site must be within 3% of final before meter base inspection.
12. Installation shall conform to the Nat'l Electric Code & Nat'l Electric Safety Code.
13. If you have any questions, call the Engineering Department @ (Metro) 628-3121 or 1-800-431-2131.

Platte-Clay Electric Cooperative, Inc. 3-Phase 480/277V Y Or 280V Delta Underground 200-amp Meter Base Installation

Underground Service



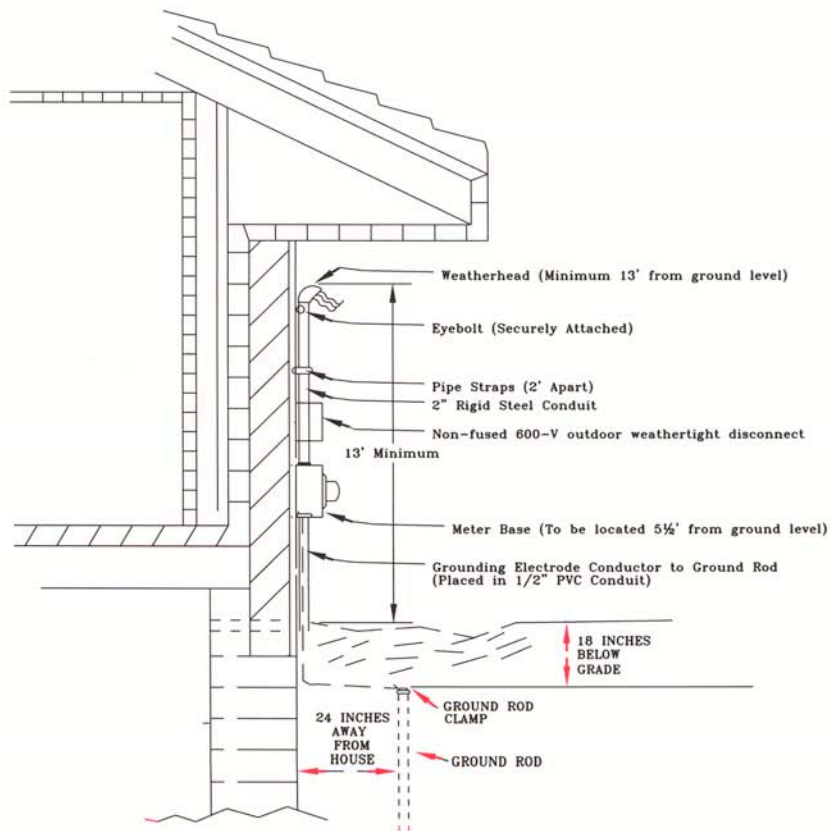
Drawing 4

Platte-Clay Electric Cooperative, Inc.

3-Phase 480/277V Y Or 280V Delta Underground 200-amp Meter Base Installation

Overhead Service

1. 200 Amps maximum available with this service
2. All items shown on this sheet, except meter base are furnished by member.
3. All items shown on this sheet are installed by member.
4. A steel or iron ground rod shall not be less than 5/8" in diameter and not less than 8' in length. OR. A non-ferrous ground rod shall not be less than 1/2" in diameter and not less than 8' in length. Top of ground rod shall be 18" deep and 24" from structure.
5. Location of eye bolt must be pre-approved by Platte-Clay Engineering Department.
6. Member's service phase/neutral conductors are to be connected to the bottom lugs of meter base. Ground wire shall be connected from the bottom.
7. The grounding electrode conductor shall be installed in 1/2" PVC conduit, extending a minimum of 18" below grade
8. If you have any questions, please call Platte-Clay Electric Cooperative.



Drawing 5